



เกณฑ์การแข่งขันมหกรรมวิชาการห้องเรียนพิเศษภาษาอังกฤษ ปีการศึกษา 2567  
English Medium Instruction Programmes Open House Academic Year 2024

การแข่งขัน	ระดับชั้น				ประเภท	หมายเหตุ
	ป.1-3	ป.4-6	ม.1-3	ม.4-6		
1. การกล่าวสุนทรพจน์ภาษาอังกฤษ (Impromptu Speech Competition)	✓	✓	✓	✓	เดี่ยว	
2. การเล่านิทานภาษาอังกฤษ (Storytelling Competition)	✓	✓	✓	✓	เดี่ยว	
3. Multi-skill Competition		✓	✓	✓	เดี่ยว	
4. การเขียนเรียงความประกอบภาพ (Pictorial Writing)		✓	✓	✓	เดี่ยว	
5. การแข่งขันต่อคำศัพท์ (Crossword)		✓	✓	✓	ทีม 2 คน/ เดี่ยว	ป.4-6, ม.1-3 ทีม 2 คน ม.4-6 เดี่ยว
6. การแข่งขันสะกดคำ (Spelling Bee Competition)	✓	✓	✓	✓	เดี่ยว	
7. การนำเสนอโครงงานวิทยาศาสตร์ (Science Project Work Competition)		✓	✓	✓	ทีม 3 คน	
8. การนำเสนอโครงงานคณิตศาสตร์ (Mathematics Project Work Competition)		✓	✓	✓	ทีม 3 คน	
9. การนำเสนอโครงงานคอมพิวเตอร์ (Computer Project Work Competition)		✓	✓	✓	ทีม 3 คน	
10. การแข่งขันละครสั้นภาษาอังกฤษ (Skit Competition)		✓	✓	✓	ทีม 5 คน	
11. การแข่งขันร้องเพลง (Singing Competition)	✓	✓	✓	✓	เดี่ยว	

# Contents

	Page
การกล่าวสุนทรพจน์ภาษาอังกฤษ (Impromptu Speech Competition)	1
การเล่านิทานภาษาอังกฤษ (Storytelling Competition)	4
Multi-skill Competition	9
การเขียนเรียงความประกอบภาพ (Pictorial Writing)	14
การแข่งขันต่อคำศัพท์ (Crossword)	20
การแข่งขันสะกดคำ (Spelling Bee Competition)	23
การนำเสนอโครงงานวิทยาศาสตร์ (Science Project Work Competition)	27
- Science Project Work Competition การทดลองทางทฤษฎี	
- Science Project Work Competition การประดิษฐ์และนวัตกรรม	
การนำเสนอโครงงานคณิตศาสตร์ (Mathematics Project Work Competition)	33
- Mathematics Project Work Competition ทฤษฎี	
- Mathematics Project Work Competition ประยุกต์	
การนำเสนอโครงงานคอมพิวเตอร์ (Computer Project Work Competition)	39
การแข่งขันละครสั้นภาษาอังกฤษ (Skit Competition)	42
การแข่งขันร้องเพลง (Singing Competition)	51



## Impromptu Speech Competition (Online)

### 1. Eligibility of the competitors

- 1.1 Students of lower primary Prathom levels 1 - 3
- 1.2 Students of upper primary Prathom levels 4 - 6
- 1.3 Students of lower secondary Mattayom levels 1 - 3
- 1.4 Students of upper secondary Mattayom levels 4 - 6

### 2. Key stage of the competitors

- |   |              |
|---|--------------|
| 2.1 Lower primary Prathom levels 1 - 3    | 1 competitor |
| 2.2 Upper primary Prathom levels 4 - 6    | 1 competitor |
| 2.3 Lower secondary Mattayom levels 1 - 3 | 1 competitor |
| 2.4 Upper secondary Mattayom levels 4 - 6 | 1 competitor |

The competitors will draw for the order of presentation. In the event of competitors arriving late, they must consult with the committee.

### 3. Preparation

3.1 The competitors will select their topics in the preparation room. The competitors will be asked to show a note paper on both sides for drafting ideas. This paper must be empty.

3.2 Competitors prepare to answer questions from the judges after finishing the speech.

### 4. Preparation time

5 minutes

### 5. Presentation time/ Theme/ Topic

5.1 Lower primary Prathom levels 1 - 3

2 - 3 minutes (+/- 30 seconds) Q & A time is excluded. Theme: oneself, family, school, food, drinks, and leisure time, or the theme can be related to the main theme. The topics will be decided based on each theme of the contest by the judges prior to the competition. No topics will be publicly announced.

5.2 Upper primary Prathom levels 4 - 6

3 - 4 minutes (+/- 30 seconds) Q & A time is excluded. Theme: oneself, family, school, language/culture, environment, hobby, leisure time, health, and welfare, or the theme can be related to the main theme. The topics will be decided based on each theme of the contest by the judges prior to the competition. No topics will be publicly announced. All competitors will be given two opportunities to pick a topic. They will select randomly from all the topics and choose one of the two topics drawn for their presentation.

5.3 Lower secondary Mattayom levels 1 - 3

4 - 5 minutes (+/- 30 seconds) Q & A time is excluded. Theme: "Happy Learning: Let's Join Hands and Walk Together". The topics will be decided based on the theme of the contest by the judges prior to the competition. No topics will be publicly announced. All competitors will be given two opportunities to pick a topic. They will select randomly from all the topics and choose one of the two topics drawn for their presentation.

#### 5.4 Upper secondary Mattayom levels 4 – 6

5 - 6 minutes (+/- 30 seconds) Q&A time is excluded. Theme: “Happy Learning: Let’s Join Hands and Walk Together”. The topics will be decided based on the theme of the contest by the judges prior to the competition. No topics will be publicly announced. All competitors will be given two opportunities to pick a topic. They will select randomly from all the topics and choose one of the two topics drawn for their presentation.

#### Remark

All competitors have a 30-second grace period; if a contestant exceeds this grace period, one point for each second will be deducted [same deduction rate will apply for being under time].

### **6. Guidelines for the Virtual Contest**

6.1 The contest will be held only for 1 round via Zoom Application.

Before the competition, the contestant must set their speaking area:

- Name the account in Zoom by using the school’s name in English
- Stand at the position where the judges can see your whole body
- Check audio to ensure that the microphone is clearly picking up voice from where you are standing and any types of microphones are allowed to be used during the contest
- Ensure that their camera is mounted and secured to prevent movement during speech and each contestant will be asked to have 2 cameras for the front and the back to prevent the contestant from reading the script from the screen or projector. (It means that the contestant is required to enter the zoom 2 accounts; one account for the front camera and another one for the back camera)
- Ensure good lighting in the area so that the judges can see the contestant’s facial expressions and gestures.
- Be mindful of timing signals.

6.2 All contestants are required to register before the competition via Google Form and the link will be provided on the competition day via Line group. (The QR code of the group is provided on the last page.)

6.3 The Application Random Number will be used to randomize the sequence of the competition. The name lists will be announced respectively.

6.4 All contestants enter the Zoom meeting and wait to be called according to the name lists.

6.5 When the contest time starts, the first contestant will be asked to join the designated Breakout Room No.1 called “The Preparation Room” to draw 2 topics at a time and choose only one topic. After having the topic, the first contestant will have 5 minutes for preparation before starting the speech. After 5-minute preparation, the first contestant will be asked to join Breakout Room No.2 called “The Contest Room”.

6.6 While the first contestant enters Breakout Room No.2 “The Contest Room”, the second contestant will be asked to join Breakout Room No.1 “The Preparation Room” to draw the topics.

6.7 During the contest, students are not allowed to glance or read, and cannot use any equipment while making the speech.

The topics will be based on the following theme; “Happy Learning: Let’s Join Hands and Walk Together”.

6.8 Three questions from judges will be raised after a contestant's speech.

## 7. Criteria for impromptu speech competition

Criteria/Categories	Score
<b>1. Content &amp; Organization</b> - Introduction [gets attention, clearly identifies the topic, establishes credibility & previews the main points. - Body [main points are clear and well supported and does not stray from the topic. - Conclusion [reviews main points, bring closure, does not leave the audience hanging. - Organization clearly and logically organized with appropriate transitions linking the sections.	<b>40 Points</b> 10 Points 10 Points 10 Points 10 Points
<b>2. Language Competency &amp; Fluency</b> - Use of correct vocabulary, suitable structure, and connectors. - Pronunciation and intonation. - Use of impressive and powerful tones properly for the content.	<b>30 Points</b> 10 Points 10 Points 10 Points
<b>3. Presentation</b> - Communication [ <b>eye contact</b> : students connect with his/her audience through natural and sufficient eye contact; <b>body language, gestures and facial expressions add greatly to the message</b> ]. - Delivery [Volume, tone, and language are used to enhance speech]. - Evidence of professional personality, positivity and enthusiasm.	<b>25 Points</b> 10 Points 10 Points 5 Points
<b>4. Timing</b> - Delivery of the speech within the time limit.	<b>5 Points</b> 5 Points
<b>Grand total score</b>	<b>100 Points</b>

## 8. Judgment/Award

80 – 100 points	Gold Medal
70 – 79 points	Silver Medal
60 – 69 points	Bronze Medal
Lower than 60 points	Certificate

### Remark

- The judges' decision is final.
- During the contest, only 2 accounts are allowed to enter Breakout Room No.1 "The Preparation Room" and Breakout Room No.2 "The Contest Room".
- Video recording is not allowed during the competition, only the pictures can be taken during the contest.
- In case of technical problems including the unstable internet connection, the judges will make the decision at that time such as the contestant has to draw the new topic and start the process of the contest again.

## Storytelling Competition (Online)

### 1. Eligibility of the competitors

- 1.1 Students of lower primary Prathom levels 1 - 3
- 1.2 Students of upper primary Prathom levels 4 - 6
- 1.3 Students of lower secondary Mattayom levels 1 - 3
- 1.4 Students of upper secondary Mattayom levels 4 - 6

### 2. Key stage of the competitors

- |   |                                |
|---|--------------------------------|
| 2.1 Lower primary Prathom levels 1 - 3    | 1 contestant / Key stage       |
| 2.2 Upper primary Prathom levels 4 - 6    | 1 contestant / Key stage       |
| 2.3 Lower secondary Mattayom levels 1 - 3 | 1 student / Key Stage / School |
| 2.4 Upper secondary Mattayom levels 4 - 6 | 1 student / Key Stage / School |

## Storytelling Competition (Online)

### primary Prathom levels 1 - 6

### 1. Key Stage of Contestants:

- |  |                          |
|--|--------------------------|
| 1.1 Lower primary Prathom levels 1 - 3 | 1 contestant / Key stage |
| 1.2 Upper primary Prathom levels 4 - 6 | 1 contestant / Key stage |

### 2. Competition Rules

- 2.1 The contestants must register in google form to confirm as a contestant

(Line: .....)

- 2.2 The Contestants submit a story file (PDF file) to the judges within (due date)

(E-mail: .....)

- 2.3 The competition will take place via Zoom. The host will send the link to participants to join the meeting.

2.3.1 Meeting Room: All contestants enter the Zoom meeting and wait to be called according to the name lists. Then the host will use the application random to randomize the sequence of the competition.

2.3.2 Breakout Room: The contestant will be asked to join the room according to the name list.

- 2.4 During the competition, all contestants must follow these rules:

2.4.1 The screen names to be used in the competition will be as follows: school/ the name of the story

(ex: Anuban NST / The Little Mermaid)

2.4.2 The contestant must wear a school uniform. No tools or equipment are allowed.

2.4.3 Stand at the position where the judges can see your whole body.

2.4.4 Each contestant will be asked to have 2 cameras for the front and the back (It means that the contestant is required to enter the Zoom 2 accounts; one account for the front camera and another one for the back camera) Please check the lighting in the area so that the judges can see the contestant's facial expressions.

2.4.5 The contestants are allowed to use the microphone.

2.4.6 Ringing the bell is used for telling the time:

1<sup>st</sup> : 1 minute left

2<sup>nd</sup>: Time's up

### 3. Topics for the Competition

Thai or foreign folk tales, fables, or Aesop tales

### 4. Judging Criteria (Total Score: 100 points)

Criteria/Categories	Score
<b>1. Content</b> - Interesting and suitable content for that age level - Correct story-telling style/form and organizing - The moral of the story	<b>35 Points</b> 15 Points 10 Points 10 Points
<b>2. Language Competence</b> - Using correct vocabulary and structures which are suitable for their age level - Pronunciation Ability - Using impressive tones, moods, and gestures suitable for their age level	<b>60 Points</b> 20 Points 20 Points 20 Points
<b>3. Time keeping</b> Being able to tell the story within the given time limit	<b>5 Points</b> 5 Points
<b>Grand total score</b>	<b>100 Points</b>

### 5. Time limit for Competition

Key Stage	Time	Remark
P. 1 - 3	4 - 5 minutes (+/- 30 seconds)	<ul style="list-style-type: none"><li>The student who spends more or less than the allocated time will be given a deduction of a point from each judge (1 point/ 1 min)</li><li>Using more or less than 1 second of the time limit is equal to 1 point deduction</li><li>The time starts after telling the story. (An introduction is needed but it is not included in the time consumption)</li></ul>
P. 4 - 6	5 - 6 minutes (+/- 30 seconds)	

## 6. Judgments/ Awards

80 - 100 points	Gold Medal
70 - 79 points	Silver Medal
60 - 69 points	Bronze Medal
Lower than 60 points	Certificate

## 7. The judges' decision is final.

### Remark

1. In case of technical problems including an unstable internet connection, the contestant must restart as the last one.
2. Video recording is not allowed during the competition.
3. The contestants are invited to join the Line group to receive further information about the competition via the following QR Code.



QR Code

Coordinator: .....

(the teacher of .....School)

Mobile: .....

Email: .....

## Storytelling Competition (Online)

### Lower secondary Mattayom levels 1 - 3

#### 1. Key Stage of Contestants

Lower secondary Mattayom levels 1 - 3

1 student /Key Stage /School

#### 2. Time limit for Competition

6 - 7 minutes (+/- 30 seconds)

##### Remark

A student that spends more or less than the allocated time will be given a deduction of a point from each judge, (1 point/ 1 min.)

\*using more or less than 30 seconds of the time limit is equal to 1 point deduction

\*The time starts once the competitor begins telling the story. (An introduction is needed but it does not include in the time consumption.)

#### 3. Topics for the Competition

Thai or foreign folk tales, fables, or Aesop tales.

#### 4. Process of the Contest

4.1 No Prop, just smartphone equipment, audio equipment, and internet signal

4.2 Contestants wear their school uniform only.

4.3 The scripts have to be submitted to the host via the given email address

on ..... (PDF file). E-mail: .....

#### 5. Judging Criteria (Total Score: 100 Points)

Criteria/Categories	Score
<b>1. Content</b>	<b>35 Points</b>
- Interesting and suitable content for that age level	15 Points
- Correct story-telling style/form and organizing	10 Points
- The moral of the story	10 Points
<b>2. Language Competence</b>	<b>60 Points</b>
- Using correct vocabulary and structures which are suitable for their age level	20 Points
- Pronunciation Ability	20 Points
- Using impressive tones, moods, and gestures suitable for their age level	20 Points
<b>3. Time keeping</b>	<b>5 Points</b>
Being able to tell the story within the given time limit	5 Points
<b>Grand total score</b>	<b>100 Points</b>

#### 6. Judgments/ Awards

80 – 100 points	Gold Medal
70 – 79 points	Silver Medal
60 – 69 points	Bronze Medal
Lower than 60 points	Certificate

#### 7. The judges' decision is final.

## Storytelling Competition (Online)

### Upper secondary Mattayom levels 4 – 6

#### 1. Key Stage of Contestants

Upper secondary Mattayom levels 4 – 6

1 student / Key Stage / School

#### 2. Time limit for Competition

7 - 8 minutes (+/- 30 seconds)

##### Remark

The student who spends more or less than the allocated time will be given a deduction of a point from each judge, (1 point/ 1 min.)

\*using more or less than 30 seconds of the time limit is equal to 1 point deduction

\*The time starts after telling the story. (An introduction is needed but it does not include the time consumption.)

#### 3. Topics for the Competition

Thai or foreign folk tales, fables, or Aesop tales.

#### 4. Process of the Contest

4.1 No Prop, just the smartphone equipment, audio equipment, and internet signal

4.2 Contestants wear their school uniform only.

4.3 The scripts have to be submitted to the host with the given email address

on ..... (PDF file). E-mail.....

#### 5. Judging Criteria (Total Score: 100 Points)

Criteria/Categories	Score
<b>1. Content</b>	<b>35 Points</b>
- Interesting and suitable content for that age level	15 Points
- Correct story-telling style/form and organizing	10 Points
- The moral of the story	10 Points
<b>2. Language Competence</b>	<b>60 Points</b>
- Using correct vocabulary and structures which are suitable for their age level	20 Points
- Pronunciation Ability	20 Points
- Using impressive tones, moods, and gestures suitable for their age level	20 Points
<b>3. Time keeping</b>	<b>5 Points</b>
Being able to tell the story within the given time limit	5 Points
<b>Grand total score</b>	<b>100 Points</b>

#### 6. Judgments/ Awards

80 – 100	points	Gold Medal
70 – 79	points	Silver Medal
60 – 69	points	Bronze Medal
Lower than 60	points	Certificate

#### 7. The judges' decision is final.

## Multi-skill competition (Online)

### 1. Eligibility of the competitors

- 1.1 Students of upper primary Prathom levels 4 - 6
- 1.2 Students of lower secondary Mattayom levels 1 - 3
- 1.3 Students of upper secondary Mattayom levels 4 – 6

### 2. Key Stage of Competitors

- |   |              |
|---|--------------|
| 1.1 Upper primary Prathom levels 4 - 6    | 1 competitor |
| 1.2 Lower secondary Mattayom levels 1 - 3 | 1 competitor |
| 1.3 Upper secondary Mattayom levels 4 – 6 | 1 competitor |

### 3. Guidelines for the Virtual Student English Multi-Skill competition 2024

- 3.1 The competition will be held for 3 rounds via Google Meet Application.

Before the competition, the competitors must set their exam area:

Name your account in Google Meet by using the number first and followed by the school's name in English.

- Sit in the corner and face the wall then set the camera position where the judges can see you and your screen clearly.
- Ensure good lighting in the area so that the judges can see the competitors and their screens clearly.
- Ensure that his/her camera is mounted and secured to prevent movement during the competition and each competitor will be asked to have 2 tools for monitoring to prevent the competitors from cheating (It means that the competitor is required to enter 2 Google Meet accounts; one account for the monitoring camera and another one for the testing)
- Use the mobile phone for the monitoring camera and use the device only for testing.
- Prepare 3-4 lined papers for the Writing Skill test, 2 drawing papers for Picture Dictation, crayons – colored pencils, and needed stationary – blue or black pens, pencils, eraser and correction tape.
- Turn on the audio while taking the test.
- Be mindful of timing signals.

- 3.2 All competitors are required to join the Line Group: “Multi-skill competition” before the competition, and the link will be provided on the competition day via Line Group. (The QR code of the Line group is provided on the last page.)

- 3.3 Each competitor will be divided into four groups joining Google Meet – Group one consists of Numbers 1 – 15; Group two consists of Numbers 16 – 30; Group three consists of Numbers 31 – 45; and Group four consists of Numbers 46 – 60 depending on the number of registrations. The observers will be included in each group to monitor. The competitors will take the proficiency test through the Google form via the link of the website included:

- Listening skill test            20 items            20 minutes
- Reading skill test            20 items            20 minutes
- Writing skill test            1 topic            30 minutes    the writing skill test consists of composition writing related to the main theme 'Happy Learning: Let's Join Hands and Walk Together'. The limitation of words written for each key stage is as follows:
  - P.4 - 6 not fewer than 100 words.
  - M.1 - 3 not fewer than 150 words.
  - M.4 - 6 not fewer than 200 words.

- 3.4 After finishing the writing skill test, the competitors have to show their paper on the screen to the judges who will take a snapshot. Then the competitors have to take photos or scan by using device to upload their paper into the Google form, and finally submit the proficiency test before the time limit
- 3.5 For the picture dictation part, all of the competitors have to move to "The Picture Dictation Room" on Google Meet immediately and listen to the provided passage twice that the native English-speaking judge reads for all the competitors. The link to upload picture dictation will be sent into the Google Meet.
- 3.6 While listening to the passage, the competitors are allowed to take notes. As soon as the second-round reading finishes, the competitors are given 30 minutes to draw their pictures according to the details of the content heard from the given passage, draw, and color the pictures as following the directions correctly.
- 3.7 After finishing picture dictation, the competitors have to show their picture on the screen to the judges who will take a snapshot. Then the competitors have to take photos or scan by using device to upload their picture into the picture dictation link, and finally submit the picture dictation before the time limit.
- 3.8 For the speaking skill test, all of the competitors will be in the same Google Meet. The name lists will be announced respectively followed by the number and wait to be called according to the name lists.
- 3.9 When the competition starts, the first competitor will be asked to join the Room called "The Speaking Skill Test Room". The speaking skill test consists of one interview which represents English language use in aspects of the following:
  - Communicative skills;
  - Problem solving skills and critical thinking skills;
  - The competitors will be asked a question based on the main theme 'Happy Learning: Let's join Hands and Walk Together' in the time allocation of each competitor's key stage as follows:
 

P.4 - 6	2 - 3 minutes.
M.1 - 3	5 minutes.
M.4 - 6	7 minutes.
- 3.10 The other competitors will be asked to join the Speaking Skill Test Room respectively.

#### 4. Limitation of words written and Time allocation

Key Stage	Limitation of words written (Writing Skill)	Time allocation (Speaking Skill)
P. 4 - 6	not fewer than 100 words	2 - 3
M. 1 - 3	not fewer than 150 words	5
M. 4 - 6	not fewer than 200 words	7

#### 5. Committees

6 judges/level (at least 1 native speaker) and 2 coordinators/level

#### 6. Criteria for Multi-skill competition

Criteria/Categories	Score
1. English proficiency test	<b>80 Points</b>
- Listening Skill	20 Points
- Reading Skill	20 Points
- Writing Skill	20 Points
- Topic clarity	
- Organization	
- Language use and usage	
- Speaking skill (Interview)	20 Points
- Language Competence for Communication	
- Problem Solving Ability	
- Creative Thinking Ability	
- Related to theme	
2. Picture Dictation	<b>20 Points</b>
- Drawing accuracy based on the context	10 Points
- Completeness of the content and color the picture correctly	10 Points
<b>Grand total score</b>	<b>100 Points</b>

#### 7. Judgment / Award

80 – 100 points	Gold Medal
70 – 79 points	Silver Medal
60 – 69 points	Bronze Medal
Lower than 60 points	Certificate

#### 8. The judges' decision is final.

### Remark

1. During the competition, only 2 accounts are allowed to enter the Google Meet subgroup: The Picture Dictation Room and the Speaking Skill Test Room.
2. Video recording is not allowed during the competition, only pictures can be taken during the competition.
3. In case of technical problems including unstable internet connection, the judges will make a decision at that time such as whether the competitor has to draw the new topic or start the process of the competition again.
4. Competitors are not allowed to use other devices or documents, memos, written materials, any types of dictionaries, or any kinds of communication devices that facilitate them in the Multi-skill competition.
5. No one is allowed to enter the room while the competition is taking place.
6. All competitors must wear their school uniforms to the competition.
7. The competitors and teachers are invited to join the Line group to receive about the information of the competition via the following QR Code:

Coordinator ประถมปลาย

Coordinator มัธยมต้น

Coordinator มัธยมปลาย

Teacher: .....

Teacher: .....

Teacher: .....

QR Code

“Multi-skill  
competition”

Line Group

ประถมปลาย

QR Code

“Multi-skill  
competition”

Line Group

มัธยมต้น

QR Code

“Multi-skill  
competition”

Line Group

มัธยมปลาย



The example of the monitoring camera position



The example of the judge's screen

Photo credit by: [https://registrar.ku.ac.th/online\\_exam\\_preparation](https://registrar.ku.ac.th/online_exam_preparation)

## Pictorial Writing (Online)

### 1. Eligibility of the competitors

- 1.1 Students of upper primary Prathom levels 4 - 6
- 1.2 Students of lower secondary Mattayom levels 1 - 3
- 1.3 Students of upper secondary Mattayom levels 4 – 6

Eligible competitors of the competition must meet one of the following criteria:

- a) Students between upper primary Prathom level 4 to upper secondary Mattayom level 6 who hold Thai nationality.
- b) Students between upper primary Prathom level 4 to upper secondary Mattayom level 6 whose parents or guardians hold Thai nationality.
- c) Students enrolled in a Mini English Program (MEP), English Program (EP), International Program (IP), or other special English programs named by schools under the Office of the Basic Education Commission (OBEC) of the Thai Ministry of Education (MOE).
- d) Students who have never been living or studying in a foreign country where English is the official language for more than 6 months.

### 2. Key Stage of Competitors

- |   |              |
|---|--------------|
| 2.1 Upper primary Prathom levels 4 - 6    | 1 competitor |
| 2.2 Lower secondary Mattayom levels 1 - 3 | 1 competitor |
| 2.3 Upper secondary Mattayom levels 4 – 6 | 1 competitor |

### 3. Guidelines for the Virtual Student English Pictorial Writing 2024

- 3.1 The competition will be held for one round via Google Meet Application.

Before the competition, the competitors must set their competition area:

- Name your account in Google Meet by using the number first and follow by the school's name in English.
- Sit in the corner and face the wall then set the camera position where the judges can see you and your screen clearly.
- Ensure good lighting in the area so that the judges can see the competitors and their screens clearly.
- Ensure that his/her camera is mounted and secured to prevent movement during the competition and each competitor will be asked to have 2 tools for monitoring to prevent the competitors from cheating (It means that the competitor is required to enter the 2 Google Meet accounts: one account for the monitoring camera and another one for receiving picture prompts and a word bank)

- Use the mobile phone for the monitoring camera and use the device only for receiving picture prompts and a word bank.
  - Prepare 3 lined papers for the Pictorial Writing and needed stationary - blue or black pens, pencils, eraser, and correction tape.
  - Be mindful of timing signals.
- 3.2 All competitors are required to join Line Group: “Pictorial Writing” before the competition, and the link will be provided on the competition day via Line Group. The QR code of the Line group is provided on the last page.)
- 3.3 Picture prompts used in the competition are open to the themes related to education, tradition and culture, tourist attractions of Thailand, agricultural products, local products in Thai communities or environmental campaigns in Thailand. A word bank of 5 – 15 words is provided for each picture prompt of key stages. FIVE different A4-sized picture prompts printed in colors are all shown to the competitors. The limitation of words written for each key stage is as follows:
- 3.3.1 For upper primary Prathom levels 4 - 6, not fewer than 100 words. There is a provision for a word bank of 5 words for the picture prompt. The competitors are to write using a blue or black pen with clear handwriting. Should the competitors correct the writing, they can use correction tape or an eraser for cleanliness. The time allocation for writing is 40 minutes.
- 3.3.2 For lower secondary Mattayom levels 1 - 3, not fewer than 150 words. There is a provision of a word bank of 10 words for the picture prompt. The competitors are to write using a blue or black pen with clear handwriting. Should the competitors correct the writing, they can use correction tape or an eraser for cleanliness. Time allocation for writing is 50 minutes.
- 3.3.3 For upper secondary Mattayom levels 4 - 6, not fewer than 200 words. There is a provision of a word bank of 15 words for the picture prompt. The competitors are to write using a blue or black pen with clear handwriting. Should the competitors correct the writing, they can use correction tape or an eraser for cleanliness. Time allocation for writing is 60 minutes.
- 3.4 The competitors provide a maximum of 3 sheets of A4-lined paper and a set of personal stationery for writing in the competition. These are to be shown for inspection by the committee before the competition begins.
- 3.5 The chairman of the judges will draw lots and select ONE picture out of five picture prompts before all the competitors and before the competition begins.
- 3.6 The committee will show the picture prompt and word bank through Google Meet.
- 3.7 The competitor must write an original idea – not prefabricated – that is related to the given picture.

3.8 After running out of time, the competitors have to show their paper on the screen to the judges who will take a snapshot. Then, the competitors have to take photos or scan by using a device to upload their paper into the Google form link, and finally submit the Pictorial Writing paper before the time limit.

#### 4. Limitation of words written, Word bank and Time allocation

Key Stage	Limitation of words written	Word bank	Time allocation
P. 4 - 6	not fewer than 100 words	5	40 minutes
M. 1 - 3	not fewer than 150 words	10	50 minutes
M. 4 - 6	not fewer than 200 words	15	60 minutes

#### 5. Criteria for Pictorial writing

Criteria/Categories	Score
<b>1. Topic clarity</b> - Topic of the pictorial writing is clear throughout and demonstrates mastery in delivering to the reader. - The given title of the pictorial writing is related to the picture prompt. - Delivery of topic is written sufficiently. - There is evidence of creativity and style.	<b>25 Points</b> 10 Points 5 Points 5 Points 5 Points
<b>2. Organization</b> - Pictorial writing depicts a clear story or process which is easy to follow, demonstrates attention to details. The sequence of the story is well-organized. The conclusion of the story is clear and evident. - Pictorial writing represents the given picture. There must be a clear connection between the picture and the story. - The opening of the writing demonstrates a scene setting (where the story takes place) and/or main characters introduction (names or things about each of the characters, if any). The moral of the story or the final thought of the story is optional. - The story is written using an account of all word banks suggested of each particular key stage and strictly follows the word limit.	<b>40 Points</b> 15 Points 10 Points 10 Points 5 Points

Criteria/Categories	Score
<b>3. Language</b>	<b>35 Points</b>
- Use of sentence beginnings, conjunctions, and connectives within sentences is appropriate and showcases creative and stylistic representation of writing.	10 Points
- Use of correct grammatical structure with correct punctuation marks is clear and evident.	10 Points
- Use of adjectives and adverbs in story opening shows mastery. The description and details illustrate a good picture in the reader's mind which is relevant to the given picture prompt.	10 Points
- The writing has sentences that show the use of sentence variety and complexity of structure using precise, specific, descriptive, and vivid word choice that is clear and consistently relevant to the picture prompt.	5 Points
<b>Grand total score</b>	<b>100 Points</b>

### Remarks

- Should the competitors write an irrelevant story to the picture prompt; the judges must deduct the points of organization.
- For the word bank, the competitors will lose one point for each word not used. The maximum will be five points deducted.
- For the length of the essay, the competitors will lose one point for each ten words below the minimum amount. The maximum will be five points deducted.

### 6. Judgment / Award

80 – 100 points	Gold Medal
70 – 79 points	Silver Medal
60 – 69 points	Bronze Medal
Lower than 60 points	Certificate

### 7. The judges' decision is final

### 8. The judges

#### 8.1 Qualifications

Judges who have good knowledge and the ability to communicate in English can be both:

- native speakers and
- teachers of English (non-native speakers or Thai teachers) experienced in English language teaching for at least 5 years.

## 8.2 Considerations

- The total score of each is to be calculated by cutting the highest and the lowest judges' scores off, and then dividing the total score by the number of remaining judges.
- The judges should be appointed to judge at the level in which they teach.
- The judges should come from a variety of other educational service area offices.

### Remark

1. During the competition, only 2 accounts are allowed to enter Google Meet.
2. Video recording is not allowed during the competition, only pictures can be taken during the competition.
3. In case of technical problems including an unstable internet connection, the judges will make a decision at that time, such as if the competitor has to draw a new topic and start the process of the competition again.
4. Competitors are not allowed to use other devices, documents, memos, written materials, any types of dictionaries, or any kinds of communication devices that facilitate them in the pictorial writing competition.
5. No one is allowed to enter the room while the competition is taking place.
6. All competitors must wear their school uniforms to the competition.
7. The competitors and teachers are invited to join the Line group to receive the information about the competition via the following QR Code:

Coordinator ประถมปลาย  
Teacher: .....


Coordinator มัธยมต้น  
Teacher: .....

Coordinator มัธยมปลาย  
Teacher: .....

QR Code  
“Pictorial Writing”  
Line Group  
ประถมปลาย

QR Code  
“Pictorial Writing”  
Line Group  
มัธยมต้น

QR Code  
“Pictorial Writing”  
Line Group  
มัธยมปลาย



The example of the monitoring camera position



The example of the judge's screen

Photo credit by: [https://registrar.ku.ac.th/online\\_exam\\_preparation](https://registrar.ku.ac.th/online_exam_preparation)

## Crossword (Online)

### 1. Eligibility of the competitors

- 1.1 Students of upper primary Prathom levels 4 - 6
- 1.2 Students of lower secondary Mattayom levels 1 - 3
- 1.3 Students of upper secondary Mattayom levels 4 – 6

### 2. Key stage of the competitors

- |   |                      |
|---|----------------------|
| 2.1 Upper primary Prathom levels 4 - 6    | 2 Competitors/1 Team |
| 2.2 Lower secondary Mattayom levels 1 - 3 | 2 Competitors/1 Team |
| 2.3 Upper secondary Mattayom levels 4 – 6 | 1 Competitor/1 Team  |

**\*All competitors will play with regular Crossword game board (15\*15) squares. The Word Adjudication source is: CSW2024 (Collins Scrabble Word List for Tournament version 2024).**

### 3. Rules and regulations

#### 3.1 Competitions

3.1.1 If there are fewer than 6 teams, it is recommended to use the Round Robin system. For example, a maximum of 4 teams would meet up for 3 rounds until a finalist is found. If there are 5 teams, each round will have the bye-winning team. There will be no final round as the judges' decision is final.

3.1.2 If there are more than 7 teams, the Swiss paring method will be used for qualifying teams with the same score. There will be 4 games as follows:

Game 1 from 09.00 - 09.30 a.m.

Game 2 from 09.45 - 10.15 a.m.

Game 3 from 10.30 - 11.15 a.m.

Game 4 from 11.30 - 12.00 p.m.

The final game will use the King of the Hill method of sorting the scores. The team with the first-highest scorer meets the second-highest scorer to find the winner, the third highest scorer meets the fourth-highest scorer to find the 2nd runner up. The final game will start at 13.30 p.m.

#### 3.2 Playing Platform

- All games will compete online using [Woogles.io](https://Woogles.io) (free to use)
- All teams must sign up for membership to get their Username. (Official Username for tournament use will be advised later)
- **No need to prepare actual board, tiles, rack, clocks, and score sheets. Everything is on the platform.** The AI function of [Woogles.io](https://Woogles.io) will: assign who goes first, count and record score / randomly distribute tiles to both players / keep track of tiles used / run the embedded chess clock function / acting the adjudication referee for word challenging).

#### 3.3 Room & IT Equipment requirements

- Each team must be stationed in a clear room (clear visibility), nice and quiet (with no disturbance).

- Each team must play on their assigned computer ( Desktop PC/ Laptop is preferable, iPad/Tablet/Mobile Phone is not recommended)
- Each computer must be capable of internet capability and run OBS streaming (<https://vdo.ninja>) to share the screen.
- There should be at least 2 proctors (in the room while the tournament is running).

### 3.4 Rules and regulations

Based on the standard by Thailand Crossword Game A -Math and Kumkom and Sudoku Association. There are also

### 3.5 Special Rules

#### 3.5.1 Timing

- Each round is limited to 30 minutes per game (15 minutes for each team)
- There will be a time penalty (10 points) for each excessive minute beyond the 15 minutes allowance.
- A team will be forced to forfeit the game if they spend the overtime beyond 5 minutes.

#### 3.5.2 Maximum Difference

- All team should not have more than 100 points (if it is over, it will be rounded down to 100 points) in the qualifying round.
- The final round has no maximum difference.
- A Bye-winning team will get 100 points.

### 3.6 Result Calculating and Ranking

3.6.1 In each game, the winning team will get a maximum of 2 points, in case of a draw both teams will get space 1 point each, and the losing team will get no point.

3.6.2 Final computing: scoring to be decided by the judges; scores from won and tied games will be calculated first. Teams with equal scores will be judged on maximum difference.

### 4. Judgments/Awards

80 - 100 points	Gold medal
70 - 79 points	Silver medal
60 - 69 points	Bronze medal
Lower than 60 points	Certificate

### Remark

- Calculate from the total number of teams; for example,
- 6 teams:
  - Gold - The winner and the 1<sup>st</sup> runner up
  - Silver - The 2<sup>nd</sup> runner up and the 4<sup>th</sup> places
  - Bronze - The 5<sup>th</sup> and 6<sup>th</sup> places

- 15 teams:
  - Gold - The winner, the 1<sup>st</sup> runner up and the 2<sup>nd</sup> runner up
  - Silver - The 4<sup>th</sup> and 5<sup>th</sup> places
  - Bronze - The 6<sup>th</sup> and 7<sup>th</sup> places
  - Certificate of participation – Remaining teams

## 5. Judges

### 5.1 Qualifications

- 1 Native or Non-Native speaker
- 4 Thai teachers who understand crossword rules and regulations, and are fluent in English

### 5.2 Roles

- Judge according to the fairest rules of the game
- Summarize all scores/documents and hand them to the evaluation department

### 5.3 Remarks

- The judges should be from their teaching levels and represent a variety of education service area offices

## 6. Committees

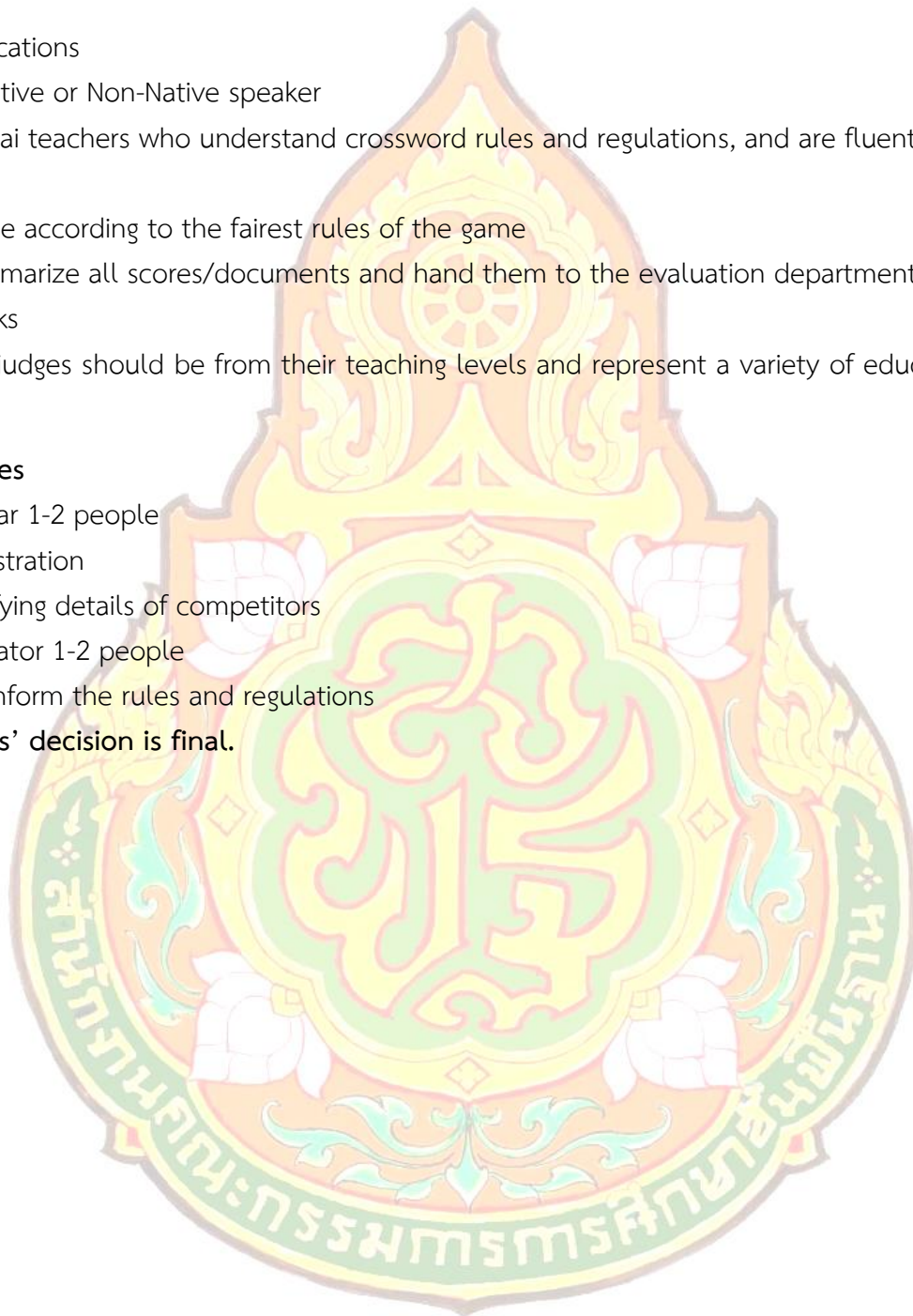
### 6.1 Registrar 1-2 people

- Registration
- Verifying details of competitors

### 6.2 Moderator 1-2 people

- To inform the rules and regulations

## 7. The judges' decision is final.



# Spelling Bee Competition

## 1. Eligibility of the competitors

- 1.1 Students of lower primary Prathom levels 1 - 3
- 1.2 Students of upper primary Prathom levels 4 - 6
- 1.3 Students of lower secondary Mattayom levels 1 - 3
- 1.4 Students of upper secondary Mattayom levels 4 – 6

Eligible competitors of the competition must meet one of the following criteria:

a) Students between lower primary Prathom level 1 to upper secondary Mattayom level 6 who hold Thai nationality.

b) Students between lower primary Prathom level 1 to upper secondary Mattayom level 6 whose parents or guardians hold Thai nationality.

## 2. key stage of the competitors

- |   |              |
|---|--------------|
| 2.1 Lower primary Prathom levels 1 - 3    | 1 Competitor |
| 2.2 Upper primary Prathom levels 4 - 6    | 1 Competitor |
| 2.3 Lower secondary Mattayom levels 1 - 3 | 1 Competitor |
| 2.4 Upper secondary Mattayom levels 4 – 6 | 1 Competitor |

## 3. Materials

All necessary materials are supplied by staff. Competitors are not allowed to bring any personal items to the competition floor.

**4. Process and Judging Criteria:** The competition will be conducted in 3 rounds.

**4.1 Round 1** Listening: (Easy mode) 30 Words. Competitors who can pass 60% (18 points) will qualify for the second round.

**4.2 Round 2** Listening: (Moderate mode) 20 words. Listen to the word twice, the MC will read a sentence using the word. Competitors write the words on the given paper. Competitors who get 70% (14 points) will advance to the final round.

**4.3 Round 3** (Oral round) The competitors listen to each word from the MC and spell as many as they can **orally** up to 20 words. [ One word at a time the competitors can pass or spell the word ]

### Judging:

- 1<sup>st</sup> round elimination = honorable mention.
- 2<sup>nd</sup> round elimination Bronze.
- Final Round: 19-20=100; 17-18=90; 15-16=80; 13-14=70; 13 and below= less than 70% same as 2nd round eliminated.

NOTE: \*Participating schools are advised to submit:

- Single words for round 1.
- Sentences + words to be spelt for round 2.

- Difficult words for round 3. Contributed words must be in conjunction with words taught at schools based on the 7 Basic learning areas and categorized as easy (1<sup>st</sup> round), moderate (2<sup>nd</sup> round), and difficult.
  - \*The pool of Judges has the right to scrutinize and screen the submitted words and select the best words to be used in the competition. The students will be told before each round to be aware of using capital letters if needed. Sample table/form below and number of words to be submitted by each participating school.
  - 1<sup>st</sup> Round [Easy mode] = 2 words x 7 learning areas =14 words
  - 2<sup>nd</sup> Round [Moderate] = 1 word x 7 learning areas = 7 words
  - Final Round [Difficult] = 1 word per learning areas = 7 words

Topics	Easy mode	Moderate	Difficult
Foreign Language	1.	1.	1.
	2.		
Science	1.	1.	1.
	2.		
Math	1.	1.	1.
	2.		
Social Studies, Culture, Religion	1.	1.	1.
	2.		
Occupation & Technology	1.	1.	1.
	2.		
Health & Physical Education	1.	1.	1.
	2.		
Arts	1.	1.	1.
	2.		

## 5. Guidelines for the Virtual Student Spelling Bee Competition 2024

Due to the online nature of the bee, various security requirements will be in place throughout the competition. The listening rounds and oral rounds will be monitored at all times and students must follow the following protocols or they will be eliminated from the competition. If at any time, a student does not abide by the following rules, he or she may be disqualified from the competition.

### 5.1 Round 1 and Round 2 protocols (On Zoom)

- Students must use a webcam to pan the room at the start of listening rounds while being monitored by monitoring judges and listening to the pronouncer.
- The student must take the test in an isolated room with no others present.
- Doors to the room must remain closed until the written test is completed. (NOTE: If there are no doors in the room, the use of a sheet or curtain can be used to cover room openings. We retain the right to make accommodations as needed.)
- A student may not leave the room at any time during the written test.
- All students' screens must be shared with those monitoring the test for the duration of the test.
- If at any time another browser is opened, another person is determined to be present, or the integrity of the test is determined to have been compromised by any break in protocol, the student will be eliminated from the contest.
- After the time is up, the students have to show their written paper on screen and upload scanned paper onto Google Drive. The judges will capture them, recheck them with scanned paper, and mark the score.
- The score will be announced in 2 hours. The judges will appoint the next round.

### 5.2 Round 3 protocols (In a separate room on Zoom)

- Students must be in a room alone using a computer that is on a table with a wall as a backdrop.
- Oral Rounds will be held in separate Zoom rooms one by one, recorded, and/or streamed online. Other students will be monitored by monitoring judges and listening to the pronouncer.
- At the start of his/her spelling, each student will be asked to use his/her webcam to show all parts of the room, including all doors which are required to be closed.
- Students may not access outside help or resources at any time during the competition. This includes people, devices, word lists, books, an additional computer monitor, earbuds, or software of any kind.
- At any time while a student is spelling online, he or she may be asked again to pan their environment with the computer's webcam.

- At all times a student is fielding and spelling a word, he or she must be visible for the judges to watch remotely, and his/her hands must also be kept visible. Sound may not be turned off at any time while a student is spelling their word.
- A Student may not use a computer, or written material, or get outside help at any time.
- At any time, a student is connected to the online bee, test monitors may ask that he/she share their computer screen.
- If at any time another browser is opened, an additional person is determined to be present, or the integrity of the test is compromised to any break in protocol, the student will be eliminated from the contest.
- If there is a failure in the Student's Internet connection after a student has been given a word to spell or during their attempt to spell, it is automatically declared a missed word and the student may not continue.

### **Pronouncers**

The pronouncers for all rounds will be native English speakers. The pronouncers will alternate pronouncing by round. The pronouncer in a round will give all available word information requested by the students for the round.

**\*\* Appeals must be made via Zoom chat prior to when the speller would have received his/her next word. If in a late round, the speller must appeal immediately, or the appeal will be automatically denied.**

### **6. The judges' decision is final.**

## Theory-based Experiment of Science Projects (Online)

## 1. Eligibility of the competitors

- 1.1 Students of upper primary levels 4 - 6  
1.2 Students of lower secondary levels 1 - 3  
1.3 Students of upper secondary levels 4 – 6

## 2. Key stage of the competitors

- |                                  |                      |
|----------------------------------|----------------------|
| 2.1 Upper primary levels 4 - 6   | 3 Competitors/1 Team |
| 2.2 Lower secondary levels 1 - 3 | 3 Competitors/1 Team |
| 2.3 Upper secondary levels 4 – 6 | 3 Competitors/1 Team |

### 3. Time for the competition

- |                                  |                                 |
|----------------------------------|---------------------------------|
| 3.1 Upper primary levels 4 - 6   | 4 - 6 minutes (+/- 30 seconds)  |
| 3.2 Lower secondary levels 1 - 3 | 7 - 10 minutes (+/- 30 seconds) |
| 3.3 Upper secondary levels 4 - 6 | 7 - 10 minutes (+/- 30 seconds) |

Remarks

- The judges will ask each team 3 - 5 questions regarding the project. (The questioning will not be counted in the time limit) Spending more or less than the allocated time (even 1 second) will be given a deduction of a point from each judge (1 point / 1 minute).
- The time starts when the presentation of the project begins. (Introduction is not included in the time allocation.)

#### 4. Criteria for science project work competition

Criteria/Categories	Score
<b>1. Project</b> <ul style="list-style-type: none"> <li>- Understanding of the whole project</li> <li>- Students can apply theories and scientific knowledge in real-life situations</li> <li>- Creativity and originality of the project's experimental design</li> <li>- Adequate evidence of data recorded</li> </ul>	<b>40 Points</b> <ul style="list-style-type: none"> <li>10 Points</li> <li>10 Points</li> <li>10 Points</li> <li>10 Points</li> </ul>
<b>2. Report</b> <ul style="list-style-type: none"> <li>- Accuracy of scientific study</li> <li>- Clearly labeled and structured results (pictures, tables, graphs)</li> <li>- Communicative writing skills (English use and technical terms)</li> <li>- Clear and precise discussion and conclusion</li> </ul>	<b>15 Points</b> <ul style="list-style-type: none"> <li>3 Points</li> <li>4 Points</li> <li>5 Points</li> <li>3 Points</li> </ul>
<b>3. Project Display</b> <ul style="list-style-type: none"> <li>- Slide and presentation</li> <li>- Poster</li> </ul>	<b>15 Points</b> <ul style="list-style-type: none"> <li>10 Points</li> <li>5 Points</li> </ul>

Criteria/Categories	Score
<b>4. Oral Discussion</b>	<b>30 Points</b>
- Fluency, correctness, and creativity	15 Points
- Ability to answer questions on cited resources and evidence	10 Points
- Timekeeping	5 Points
<b>Grand total score</b>	<b>100 Points</b>

## 5. Judgments/Awards

80 – 100 points	Gold Medal
70 – 79 points	Silver Medal
60 – 69 points	Bronze Medal
Lower than 60 points	Certificate

### Remark

The judges' decision is final.

## 6. Others

6.1 The presentation slides must not exceed 20 pages, must be presented by screen sharing only, and must be sent to the responsible school in an online format.

6.2 If the students use the same project, it must show obvious signs of development from the previous one.

6.3 The poster is a medium used to summarize the overall project. It must be A3 size (297 x 420 mm). The contestants must send it online to the responsible school for the judges' decision.

6.4 Science Project Work Competition Report Format

<b>Preface</b> <b>Acknowledgement</b> <b>Abstract</b> <b>Chapter 1: Introduction</b> <ul style="list-style-type: none"> <li>- Background of the project</li> <li>- Objectives of the project</li> <li>- Hypothesis of the project</li> <li>- Scope of the project</li> <li>- Definitions</li> </ul>	<b>Chapter 2: Review of Related Literature</b> <b>Chapter 3: Research methodology</b> <ul style="list-style-type: none"> <li>- Research Design</li> <li>- Conceptual Framework</li> <li>- Process</li> <li>- Equipment</li> </ul> <b>Chapter 4: Results and Discussion</b> <b>Chapter 5: Conclusion</b> <b>References</b> <b>Appendix</b>
--	---

6.5 Guidelines for Report Writing Research (not more than 30 pages)

- The research paper must be written in English.
- Use A4 paper.
- Use the font TH SarabunPSK.
- Use a spacing of 1.15.

- Headline: TH SarabunPSK 18 point, bold
- Major Subtitle: TH SarabunPSK 16 point, bold
- Set the margin of the left paper to 2 cm on each side.
- Figures and tables must be properly labeled and numbered.
- Research paper must be proofread before submission.

#### 6.6 Completion Rules

The contestants must send 5 sets of project reports and 1 set of posters to the responsible school (which will be forwarded to school number..... by .....)

for the committee to consider in advance, and send the project report, posters, and slides in file format to the responsible school. If the submission is not completed on time, the contestants will not be eligible to participate in the competition.

6.7 In case participants have video clips for experiments, tests, or demonstrations for the committee to view in advance, they must generate a QR Code for the video and include it clearly and comprehensively in both the project report booklet and the poster.

#### 7. Judges

- The judging panel must consist of 2 native or non-native teachers and 3 Thai teachers, for a total of 5 judges.
- The highest and lowest scores awarded by the 5 judges will be excluded from the final evaluation of the competition.

#### 8. Coordinator and Timekeeper

- The timekeeper is responsible for timing each segment and informing the judges of the time used by the competitors.
- There should be at least 2 coordinators who are responsible for calling the participants and organizing the online meeting rooms for the judges, competitors, and timekeepers. They should also prepare rooms for the competition and a preparation room for the competitors, ensuring that everything is ready for use.

## Invention and Innovation of Science Projects (Online)

## 1. Eligibility of the competitors

- 1.1 Students of upper primary levels 4 - 6  
1.2 Students of lower secondary levels 1 - 3  
1.3 Students of upper secondary levels 4 – 6

## 2. Key stage of the competitors

- |                                  |                      |
|----------------------------------|----------------------|
| 2.1 Upper primary levels 4 - 6   | 3 Competitors/1 Team |
| 2.2 Lower secondary levels 1 - 3 | 3 Competitors/1 Team |
| 2.3 Upper secondary levels 4 – 6 | 3 Competitors/1 Team |

### 3. Time for the competition

- |                                  |                                 |
|----------------------------------|---------------------------------|
| 3.1 Upper primary levels 4 - 6   | 4 - 6 minutes (+/- 30 seconds)  |
| 3.2 Lower secondary levels 1 - 3 | 7 - 10 minutes (+/- 30 seconds) |
| 3.3 Upper secondary levels 4 - 6 | 7 - 10 minutes (+/- 30 seconds) |

Remarks

- The judges will ask each team 3 - 5 questions regarding the project. (The questioning will not be counted in the time limit) Spending more or less than the allocated time (even 1 second) will be given a deduction of a point from each judge (1 point / 1 minute).
- The time starts when the presentation of the project begins. (Introduction is not included in the time allocation.)

#### 4. Criteria for science project work competition

Criteria/Categories	Score
<b>1. Project</b> <ul style="list-style-type: none"> <li>- Understanding of the whole project</li> <li>- Students can apply theories and scientific knowledge in real-life situations</li> <li>- Creativity and originality of the project's experimental design</li> <li>- Adequate evidence of data recorded</li> </ul>	<b>40 Points</b> <ul style="list-style-type: none"> <li>10 Points</li> <li>10 Points</li> <li>10 Points</li> <li>10 Points</li> </ul>
<b>2. Report</b> <ul style="list-style-type: none"> <li>- Accuracy of scientific study</li> <li>- Clearly labeled and structured result (pictures, tables, graphs)</li> <li>- Communicative writing skills (English use and technical terms)</li> <li>- Clear and precise discussion and conclusion</li> </ul>	<b>15 Points</b> <ul style="list-style-type: none"> <li>3 Points</li> <li>4 Points</li> <li>5 Points</li> <li>3 Points</li> </ul>
<b>3. Project Display</b> <ul style="list-style-type: none"> <li>- Slide and presentation</li> <li>- Poster</li> </ul>	<b>15 Points</b> <ul style="list-style-type: none"> <li>10 Points</li> <li>5 Points</li> </ul>

Criteria/Categories	Score
<b>4. Oral Discussion</b>	<b>30 Points</b>
- Fluency, correctness, and creativity	15 Points
- Ability to answer questions on cited resources and evidence	10 Points
- Timekeeping	5 Points
<b>Grand total score</b>	<b>100 Points</b>

## 5. Judgments/Awards

80 – 100 points	Gold Medal
70 – 79 points	Silver Medal
60 – 69 points	Bronze Medal
Lower than 60 points	Certificate

### Remark

The judges' decision is final.

## 6. Others

6.1 The presentation slides must not exceed 20 pages, must be presented by screen sharing only, and must be sent to the responsible school in an online format.

6.2 If the students use the same project, it must show obvious signs of development from the previous one.

6.3 The poster is a medium used to summarize the overall project. It must be A3 size (297 x 420 mm). The contestants must send it online to the responsible school for the judges' decision.

6.4 Science Project Work Competition Report Format

**Preface**

**Acknowledgement**

**Abstract**

**Chapter 1: Introduction**

- Background of the project
- Objectives of the project
- Hypothesis of the project
- Scope of the project
- Definitions

**Chapter 2: Review of Related Literature**

**Chapter 3: Research methodology**

- Research Design
- Conceptual Framework
- Process
- Equipment

**Chapter 4: Results and Discussion**

**Chapter 5: Conclusion**

**References**

**Appendix**

6.5 Guidelines for Report Writing Research (not more than 30 pages)

- The research paper must be written in English.
- Use A4 paper.
- Use the font TH SarabunPSK.

- Use a spacing of 1.15.
- Headline: TH SarabunPSK 18 point, bold
- Major Subtitle: TH SarabunPSK 16 point, bold
- Set the margin of the left paper to 2 cm on each side.
- Figures and tables must be properly labeled and numbered.
- Research paper must be proofread before submission.

#### 6.6 Completion Rules

The contestants must send 5 sets of project reports and 1 set of posters to the responsible school (which will be forwarded to school number ..... by .....)

for the committee to consider in advance, and send the project report, posters, and slides in file format to the responsible school. If the submission is not completed on time, the contestants will not be eligible to participate in the competition.

6.7 In case participants have video clips for experiments, tests, or demonstrations for the committee to view in advance, they must generate a QR Code for the video and include it clearly and comprehensively in both the project report booklet and the poster.

#### 7. Judges

- The judging panel must consist of 2 native or non-native teachers and 3 Thai teachers, for a total of 5 judges.
- The highest and lowest scores awarded by the 5 judges will be excluded from the final evaluation of the competition.

#### 8. Coordinator and Timekeeper

- The timekeeper is responsible for timing each segment and informing the judges of the time used by the competitors.
- There should be at least 2 coordinators who are responsible for calling the participants and organizing the online meeting rooms for the judges, competitors, and timekeepers. They should also prepare rooms for the competition and a preparation room for the competitors, ensuring that everything is ready for use.

## Development of theories or mathematical explanations (Online)

- 1.1 Students of upper primary levels 4 - 6
- 1.2 Students of lower secondary levels 1 - 3
- 1.3 Students of upper secondary levels 4 – 6

2.1 Upper primary levels 4 - 6	3 Competitors/1 Team
2.2 Lower secondary levels 1 - 3	3 Competitors/1 Team
2.3 Upper secondary levels 4 – 6	3 Competitors/1 Team

3.1 Upper primary levels 4 - 6	4 - 6 minutes (+/- 30 seconds)
3.2 Lower secondary levels 1 - 3	7 - 10 minutes (+/- 30 seconds)
3.3 Upper secondary levels 4 - 6	7 - 10 minutes (+/- 30 seconds)

- The judges will ask each team 3 - 5 questions regarding the project. (The questioning will not be counted in the time limit) Spending more or less than the allocated time (even 1 second) will be given a deduction of a point from each judge. (1 point / 1 min.)

#### 4. Criteria for mathematics project work competition

English Medium Instruction Programmes Open House Academic Year 2024

Criteria/Categories	Score
<b>4. Oral Discussion</b>	<b>30 Points</b>
- Fluency, correctness and creativity (Focus on asking about the accuracy of mathematical content)	15 Points
- Ability to answer questions on cited resources and evidences	10 Points
- Timekeeping	5 Points
<b>Grand total score</b>	<b>100 Points</b>

## 5. Judgments/Awards

80 – 100 points	Gold Medal
70 – 79 points	Silver Medal
60 – 69 points	Bronze Medal
Lower than 60 points	Certificate

### Remark

The judges' decision is final.

## 6. Others

6.1 The presentation slides must not exceed 20 pages, must be presented by screen sharing only, and must be sent to the responsible school in an online format.

6.2 If the students use the same project, it must show obvious signs of development from the previous one.

6.3 The poster is a medium used to summarize the overall of the project. It must be A3 size (297 x 420 mm). The contestants must send it online to the responsible school for the judges' decision.

6.4 Mathematics Project Work Competition Report Format

Preface

Acknowledgement

Abstract

**Chapter 1: Introduction**

- Background of the project
- Objectives of the project
- Hypothesis of the project
- Scope of the project
- Definitions

**Chapter 2: Review of Related Literature**

**Chapter 3: Research methodology**

- Research Design
- Conceptual Framework
- Process
- Equipment

**Chapter 4: Results and Discussion**

**Chapter 5: Conclusion**

**References**

**Appendix**

6.5 Guidelines for Report Writing Research (not more than 30 pages)

- The research paper must be written in English.
- Use A4 paper.

- Use the font TH SarabunPSK.
- Use a spacing of 1.15.
- Headline: TH SarabunPSK 18 point, bold
- Major Subtitle: TH SarabunPSK 16 point, bold
- Set the margin of the left paper to 2 cm on each side.
- Figures and tables must be properly labeled and numbered.
- Research paper must be proofread before submission.

## 6.6 Completion Rules

The contestants must send 5 sets of project reports and 1 set of posters to the responsible school (which will be forwarded to school number ..... by .....)

for the committee to consider in advance, and send the project report, posters, and slides in file format to the responsible school. If the submission is not completed on time, the contestants will not be eligible to participate in the competition.

## 7. Judges

- The judging panel must consist of 2 native or non-native teachers and 3 Thai teachers, for a total of 5 judges.
- The highest and lowest scores awarded by the 5 judges will be excluded from the final evaluation of the competition.

## 8. Coordinator and Timekeeper

- The timekeeper is responsible for timing each segment and informing the judges of the time used by the competitors.
- There should be at least 2 coordinators who are responsible for calling the participants and organizing the online meeting rooms for the judges, competitors, and timekeepers. They should also prepare rooms for the competition and a preparation room for the competitors, ensuring that everything is ready for use.

## Integrating mathematical knowledge for practical applications (Online)

1.1 Students of upper primary levels 4 - 6  
1.2 Students of lower secondary levels 1 - 3  
1.3 Students of upper secondary levels 4 – 6

2.1 Upper primary levels 4 - 6	3 Competitors/1 Team
2.2 Lower secondary levels 1 - 3	3 Competitors/1 Team
2.3 Upper secondary levels 4 – 6	3 Competitors/1 Team

3.1 Upper primary levels 4 - 6	4 - 6 minutes (+/- 30 seconds)
3.2 Lower secondary levels 1 - 3	7 - 10 minutes (+/- 30 seconds)
3.3 Upper secondary levels 4 - 6	7 - 10 minutes (+/- 30 seconds)

- The judges will ask each team 3 - 5 questions regarding the project. (The questioning will not be counted in the time limit) Spending more or less than the allocated time (even 1 second) will be given a deduction of a point from each judge. (1 point / 1 min.)

#### 4. Criteria for mathematics project work competition

English Medium Instruction Programmes Open House Academic Year 2024

Criteria/Categories	Score
<b>4. Oral Discussion</b>	<b>30 Points</b>
- Fluency, correctness and creativity (Focus on integrating and applying mathematics)	15 Points
- Ability to answer questions on cited resources and evidences	10 Points
- Timekeeping	5 Points
<b>Grand total score</b>	<b>100 Points</b>

## 5. Judgments/Awards

80 – 100 points	Gold Medal
70 – 79 points	Silver Medal
60 – 69 points	Bronze Medal
Lower than 60 points	Certificate

### Remark

The judges' decision is final.

## 6. Others

6.1 The presentation slides must not exceed 20 pages, must be presented by screen sharing only, and must be sent to the responsible school in an online format.

6.2 If the students use the same project, it must show obvious signs of development from the previous one.

6.3 The poster is a medium used to summarize the overall of the project. It must be A3 size (297 x 420 mm). The contestants must send it online to the responsible school for the judges' decision.

6.4 Mathematics Project Work Competition Report Format

Preface

Acknowledgement

Abstract

**Chapter 1: Introduction**

- Background of the project
- Objectives of the project
- Hypothesis of the project
- Scope of the project
- Definitions

**Chapter 2: Review of Related Literature**

**Chapter 3: Research methodology**

- Research Design
- Conceptual Framework
- Process
- Equipment

**Chapter 4: Results and Discussion**

**Chapter 5: Conclusion**

References

Appendix

#### 6.5 Guidelines for Report Writing Research (not more than 30 pages)

- The research paper must be written in English.
- Use A4 paper.
- Use the font TH SarabunPSK.
- Use a spacing of 1.15.
- Headline: TH SarabunPSK 18 point, bold
- Major Subtitle: TH SarabunPSK 16 point, bold
- Set the margin of the left paper to 2 cm on each side.
- Figures and tables must be properly labeled and numbered.
- Research paper must be proofread before submission.

#### 6.6 Completion Rules

The contestants must send 5 sets of project reports and 1 set of posters to the responsible school (which will be forwarded to school number ..... by ..... ) for the committee to consider in advance, and send the project report, posters, and slides in file format to the responsible school. If the submission is not completed on time, the contestants will not be eligible to participate in the competition.

6.7 In case participants have video clips for experiments, tests, or demonstrations for the committee to view in advance, they must generate a QR Code for the video and include it clearly and comprehensively in both the project report booklet and the poster.

#### 7. Judges

- The judging panel must consist of 2 native or non-native teachers and 3 Thai teachers, for a total of 5 judges.
- The highest and lowest scores awarded by the 5 judges will be excluded from the final evaluation of the competition.

#### 8. Coordinator and Timekeeper

- The timekeeper is responsible for timing each segment and informing the judges of the time used by the competitors.
- There should be at least 2 coordinators who are responsible for calling the participants and organizing the online meeting rooms for the judges, competitors, and timekeepers. They should also prepare rooms for the competition and a preparation room for the competitors, ensuring that everything is ready for use.

## Computer Project Work Competition (Online)

### 1. Eligibility of the competitors

- 1.1 Students of upper primary levels 4 - 6
- 1.2 Students of lower secondary levels 1 - 3
- 1.3 Students of upper secondary levels 4 – 6

### 2. Key stage of the competitors

- |                                  |                      |
|----------------------------------|----------------------|
| 2.1 Upper primary levels 4 - 6   | 3 Competitors/1 Team |
| 2.2 Lower secondary levels 1 - 3 | 3 Competitors/1 Team |
| 2.3 Upper secondary levels 4 – 6 | 3 Competitors/1 Team |

### 3. Time for the competition

- |                                  |                                 |
|----------------------------------|---------------------------------|
| 3.1 Upper primary levels 4 - 6   | 4 - 8 minutes (+/- 30 seconds)  |
| 3.2 Lower secondary levels 1 - 3 | 7 - 12 minutes (+/- 30 seconds) |
| 3.3 Upper secondary levels 4 – 6 | 7 - 12 minutes (+/- 30 seconds) |

### 4. Process and criteria

4.1 The project was conducted last year or in the process of development in the current year.

4.2 The objective of developing the project is to develop solutions for a problem by using any computer languages.

4.3 The contestants must send 5 sets of project reports and 1 set of posters to the responsible school (which will be forwarded to school number ..... by ..... ) for the committee to consider in advance, and send the project report, posters, and slides in file format to the responsible school. If the submission is not completed on time, the contestants will not be eligible to participate in the competition. The Report Chapter 1 to Chapter 5 must not exceed 20 pages (Appendix must not be more than 10 pages).

4.4 The presentation slides must not exceed 20 pages, must be presented by screen sharing only, and must be sent to the responsible school in an online format.

4.5 The project is to be presented in English.

4.6 Accessories related to the project and internet connection are allowed.

4.7 Presentation slides are supplementary tools for presenting the project and will not affect the scoring.

4.8 The judges will ask each team questions regarding the projects.

4.9 The poster is a medium used to summarize the overall of the project. It must be A3 size (297 x 420 mm). The contestants must send it online to the responsible school for the judges' decision.

## 5. Criteria for computer project work competition

Criteria/Categories	Score
<b>1. Document and Presentation</b> <ul style="list-style-type: none"> <li>- Document accuracy and completeness</li> <li>- Presentation accuracy and completeness</li> <li>- Presentation medias accuracy</li> </ul>	<b>15 Points</b> <ul style="list-style-type: none"> <li>5 Points</li> <li>5 Points</li> <li>5 Points</li> </ul>
<b>2. Utilization and Importance</b> <ul style="list-style-type: none"> <li>- Additional documents search</li> <li>- Project development</li> <li>- Body of knowledge integration and application</li> <li>- Benefit for students, school and education</li> <li>- Practical application in daily life</li> </ul>	<b>25 Points</b> <ul style="list-style-type: none"> <li>5 Points</li> <li>5 Points</li> <li>5 Points</li> <li>5 Points</li> <li>5 Points</li> </ul>
<b>3. Project Making Process and Steps</b> <ul style="list-style-type: none"> <li>- Interesting topic</li> <li>- Study process</li> <li>- Project suggestion</li> <li>- Project development process</li> <li>- Completely presented and published report</li> </ul>	<b>20 Points</b> <ul style="list-style-type: none"> <li>4 Points</li> <li>4 Points</li> <li>4 Points</li> <li>4 Points</li> <li>4 Points</li> </ul>
<b>4. Creativity</b> <ul style="list-style-type: none"> <li>- Practicality</li> <li>- Showing initiative, interesting and varied ideas</li> <li>- Productivity and benefit for developer, society and culture</li> <li>- Level of creativity</li> </ul>	<b>20 Points</b> <ul style="list-style-type: none"> <li>5 Points</li> <li>5 Points</li> <li>5 Points</li> <li>5 Points</li> </ul>
<b>5. Presentation</b> <ul style="list-style-type: none"> <li>- Accuracy and content completeness</li> <li>- Understandability and appropriate gesture</li> <li>- Timely completion</li> <li>- Accuracy and clarity in answering questions</li> </ul>	<b>10 Points</b> <ul style="list-style-type: none"> <li>3 Points</li> <li>3 Points</li> <li>2 Points</li> <li>2 Points</li> </ul>
<b>6. Submission</b> <ul style="list-style-type: none"> <li>- Punctual report submission</li> </ul>	<b>10 Points</b> <ul style="list-style-type: none"> <li>10 Points</li> </ul>
<b>Grand total score</b>	<b>100 Points</b>

## 6. Judgments/Awards

80 – 100 points	Gold Medal
70 – 79 points	Silver Medal
60 – 69 points	Bronze Medal
Lower than 60 points	Certificate

### Remark

- The judges' decision is final.
- The project has a zero tolerance policy for work that has been plagiarized or is otherwise not original.

## 7. Judges

- The judging panel must consist of 2 native or non-native teachers and 3 Thai teachers, for a total of 5 judges.
- The highest and lowest scores awarded by the 5 judges will be excluded from the final evaluation of the competition.

### Remark

- Judge according to the fairest rules of the competition.
- Summarize all scores /documents and hand them to the evaluation department/administrative office.
- The judges should be from their teaching levels and represent a variety of education service area offices.

## 8. Coordinator and Timekeeper

- The timekeeper is responsible for timing each segment and informing the judges of the time used by the competitors.
- There should be at least 2 coordinators who are responsible for calling the participants and organizing the online meeting rooms for the judges, competitors, and timekeepers. They should also prepare rooms for the competition and a preparation room for the competitors, ensuring that everything is ready for use.

## Skit Competition (Online)

### 1. Eligibility of the competitors

- 1.1 Students of upper primary Prathom levels 4 - 6
- 1.2 Students of lower secondary Mattayom levels 1 - 3
- 1.3 Students of upper secondary Mattayom levels 4 – 6

### 2. Key stage of the competitors

- |   |                      |
|---|----------------------|
| 2.1 Upper primary Prathom levels 4 - 6    | 5 contestants/1 Team |
| 2.2 Lower secondary Mattayom levels 1 - 3 | 5 contestants/1 Team |
| 2.3 Upper secondary Mattayom levels 4 – 6 | 5 contestants/1 Team |

## Skit Competition (Online) Upper primary Prathom levels 4 - 6

### 1. Online Meeting Room

(There will be one main online meeting room for registration and equipment checks.)  
(The breakout room will be used for the competition; only the judges and the competing team at that time will be in the room, competing teams will enter the breakout room one by one based on the draw to choose the order in which they will compete.)

### 2. Camera

There will be only two cameras:

one operational camera and one backup camera. One camera will be positioned at the front of the stage, approximately 2 meters away, to ensure the judges can see the entire stage. The other camera will be placed at the back or side of the room to provide a full view of the entire room.

### 3. Stage Dimensions

Width 5 - 7 meters. Depth: 3 - 4 meters. There shall be no decorations (and also no chairs or tables)

### 4. Participants

Each team consists of 5 contestants, which may include a narrator and actors as desired.

### 5. Time

Teams will be given 3 minutes to prepare for their presentation/performance. Teams must enter the competition room within 3 minutes of being called by the host school staff. Failure to comply will result in a penalty of 1 point for every 30 seconds of delay which will be deducted from the teams overall (final) score. Timekeeping will start after teams have introduced themselves and is ready to begin the presentation/performance. Each presentation/production will have a time limitation of 5 minutes with a +/- 30 seconds grace period. 1 point will be deducted (under the “Time” criteria) for every 30 seconds exceeding the grace period.

### 6. Order

Participating teams will draw for order of presentation during registration. All participating schools must arrive at the competition venue at least 1 hour before the competition start time for registration.

## 7. Story

Teams must present contemporary stories or contemporary adaptations of classic stories, each with a clear moral lesson. All stories must be original; the script and story must be brand new and not have been presented or performed by the school in prior years.

## 8. Script

5 copies will be handed to 5 judges prior to the presentation / performance.

## 9. Materials

Only school uniforms or school sportswear is allowed to be worn during the presentation/ performances. Blazers, jackets, or any other clothing accessories that cover the uniform or sportswear are not permitted. Teams may apply make-up, and the wearing of glasses, earrings, hair or head accessories is permitted; however, no additional points will be given for their use. The use of stage materials, electronic devices (e.g., laptops, speakers, microphones, iPads, mobile phones), backdrops, and props is strictly prohibited.

**10. Audience** No audience is allowed. (The recording can be watched later.)

**\*\*Failure to adhere to these guidelines will result in the DISQUALIFICATION of the team.**

## 11. Judging Criteria

Criteria/Categories	Score
<b>1. Language Competence &amp; Use</b>	<b>45 Points</b>
<b>1.1 Pronunciation, Fluency, and Voice</b> - Clear and accurate pronunciation, smooth and natural fluency, appropriate intonation, and effective use of voice to convey meaning and emotion.	15 Points
<b>1.2 Language Accuracy (Grammar, Structure, Vocabulary)</b> - Correct grammar usage, well-structured sentences, and a rich, varied vocabulary appropriate to the story and characters.	15 Points
<b>1.3 Clarity of Communication and Expression</b> - Clear and effective communication of ideas, emotions, and storylines.	10 Points
<b>1.4 Creative Use of Language</b> - Use of idioms, expressions, figurative language, and creativity in dialogue that enhances the story and character development.	5 Points
<b>2. Content and Storytelling</b>	<b>30 Points</b>
<b>2.1 Originality and Creativity of Content</b> - Unique and original storylines or adaptations that are engaging, innovative, and creatively presented. life and enhance the storytelling, emphasizing important moments and emotions.	10 Points

Criteria/Categories	Score
<b>2.2 Characterization, Acting, and Movement</b> - Convincing portrayal of characters, effective use of facial expressions, voice, movements, body language, and gestures that bring the story to life and enhance the storytelling, emphasizing important moments and emotions.	10 Points
<b>2.3 Moral Clarity and Effectiveness</b> - The story should present a clear moral lesson that is effectively communicated to the audience, leaving a lasting impact.	5 Points
<b>2.4 Script Cohesion and Flow</b> - The script should be well-organized with a logical flow from beginning to end, ensuring that scenes transition smoothly and the narrative is cohesive	5 Points
<b>3. Performance &amp; Stage</b>	<b>20 Points</b>
<b>3.1 Method of Performance</b> - The style and method of performance chosen suits the story and characters.	5 Points
<b>3.2 Stage Utilization and Blocking</b> - Effective use of stage space, with well-coordinated blocking and positioning that enhances the visual storytelling and ensures all actors are visible and active.	5 Points
<b>3.3 Team Coordination and Synchronization</b> - Strong teamwork, with smooth transitions and interactions between cast members that reflect careful planning and rehearsal.	5 Points
<b>3.4 Timing and Pacing</b> - Adherence to the 10-minute time limit, ensuring that the pacing of the skit allows for a clear narrative without feeling rushed or dragged out.	5 Points
<b>4. Overall presentation</b> - The overall impact of the skit, considering the balance between language use, content, and performance.	5 Points
<b>Grand total score</b>	<b>100 Points</b>

## 12. Judgments/Awards

80 – 100 points	Gold Medal
70 – 79 points	Silver Medal
60 – 69 points	Bronze Medal
Lower than 60 points	Certificate

## 13. The judges' decision is final.

## Skit Competition (Online)

### Lower secondary Mattayom levels 1 - 3

#### 1. Online Meeting Room

(There will be one main online meeting room for registration and equipment checks.) (The breakout room will be used for the competition; only the judges and the competing team at that time will be in the room, competing teams will enter the breakout room one by one based on the draw to choose the order in which they will compete.)

#### 2. Camera

There will be only two cameras: one operational camera and one backup camera. One camera will be positioned at the front of the stage, approximately 2 meters away, to ensure the judges can see the entire stage. The other camera will be placed at the back or side of the room to provide a full view of the entire room.

#### 3. Stage Dimensions

Width: 5 – 7 meters. Depth: 3 – 4 meters. There shall be no decorations (and also no chairs or tables)

#### 4. Participants

Each team consists of 5 contestants, which may include a narrator and actors as desired.

#### 5. Time

Teams will be given 3 minutes to prepare for their performance. Teams must enter the online competition room within 3 minutes of being called by the host school staff. Failure to comply will result in a penalty of 1 point for every 30 seconds of delay which will be deducted from the teams overall (final) score. Timekeeping will begin with the first word of the performance. (The competing team does not need to introduce themselves.) Each presentation / production will have a time limitation of 10 minutes with a +/- 30 seconds grace period. 1 point will be deducted (under the “Time” criteria) for every 30 seconds exceeding the grace period.

#### 6. Order

Participating teams will draw for order of presentation during registration. All participating schools must join the online room one hour before the competition time for registration and equipment checks.

#### 7. Story

Teams must present contemporary stories or contemporary adaptations of classic stories, each with a clear moral lesson. All stories must be original; the script and story must be brand new and not have been presented or performed by the school in prior years.

#### 8. Script

Copies of the script will be made available to the five judges. Before the competition, the documents must be available in the designated Google Drive folder.

## 9. Materials

Only school uniforms or school sportswear is allowed to be worn during the presentation/ performance. Blazers, jackets, or any other clothing accessories that cover the uniform or sportswear are not permitted. Teams may apply make-up, and the wearing of glasses, earrings, hair or head accessories is permitted; however, no additional points will be given for their use. (No other props are permitted.) The use of stage materials, electronic devices (e.g., laptops, speakers, microphones, iPads, mobile phones), backdrops, and props is strictly prohibited.

## 10. Audience

No audience is allowed. (The recording can be watched later.)

**\*\*Failure to adhere to these guidelines will result in the DISQUALIFICATION of the team.**

## 11. Judging Criteria

Criteria/Categories	Score
<b>1. Language Competence &amp; Use</b> <b>Pronunciation, Fluency, and Voice</b> - Clear and accurate pronunciation, smooth and natural fluency, appropriate intonation, and effective use of voice to convey meaning and emotion.	<b>45 Points</b> 15 Points
<b>1.1 Language Accuracy (Grammar, Structure, Vocabulary)</b> - Correct grammar usage, well-structured sentences, and a rich, varied vocabulary appropriate to the story and characters.	15 Points
<b>1.2 Clarity of Communication and Expression</b> - Clear and effective communication of ideas, emotions, and storylines.	10 Points
<b>1.3 Creative Use of Language</b> - Use of idioms, expressions, figurative language, and creativity in dialogue that enhances the story and character development.	5 Points
<b>2. Content and Storytelling</b> <b>2.1 Originality and Creativity of Content</b> - Unique and original storylines or adaptations that are engaging, innovative, and creatively presented.	<b>30 Points</b> 10 Points
<b>2.2 Characterization, Acting, and Movement</b> - Convincing portrayal of characters, effective use of facial expressions, voice, movements, body language, and gestures that bring the story to life and enhance the storytelling, emphasizing important moments and emotions.	10 Points

Criteria/Categories	Score
<b>2.3 Moral Clarity and Effectiveness</b> - The story should present a clear moral lesson that is effectively communicated to the audience, leaving a lasting impact.	5 Points
<b>2.4 Script Cohesion and Flow</b> - The script should be well-organized with a logical flow from beginning to end, ensuring that scenes transition smoothly and the narrative is cohesive	5 Points
<b>3. Performance &amp; Stage</b> <b>3.1 Method of Performance</b> - The style and method of performance chosen suits the story and characters.	20 Points 5 Points
<b>3.2 Stage Utilization and Blocking</b> - Effective use of stage space, with well-coordinated blocking and positioning that enhances the visual storytelling and ensures all actors are visible and active.	5 Points
<b>3.3 Team Coordination and Synchronization</b> - Strong teamwork, with smooth transitions and interactions between cast members that reflect careful planning and rehearsal.	5 Points
<b>3.4 Timing and Pacing</b> - Adherence to the 10-minute time limit, ensuring that the pacing of the skit allows for a clear narrative without feeling rushed or dragged out.	5 Points
<b>4. Overall presentation</b> - The overall impact of the skit, considering the balance between language use, content, and performance.	5 Points 5 Points
<b>Grand total score</b>	<b>100 Points</b>

## 12. Judgments/Awards

80 – 100 points	Gold Medal
70 – 79 points	Silver Medal
60 – 69 points	Bronze Medal
Lower than 60 points	Certificate

## 13. The judges' decision is final.

## Skit Competition (Online)

### Upper secondary Mattayom levels 4 – 6

#### 1. Participants

Each team consists of 5 contestants, which may include a narrator and actors as desired.

#### 2. Time

Teams will be given 3 minutes to prepare for their presentation / performance.

Teams must enter the competition room within 3 minutes of being called by the host school staff. Failure to comply will result in a penalty of 1 point for every 30 seconds of delay which will be deducted from the teams overall (final) score. Timekeeping will start after teams have introduced themselves and is ready to begin the presentation / performance. Each presentation / production will have a time limitation of 10 minutes with a +/- 30 seconds grace period. 1 point will be deducted (*under the “Time” criteria*) for every 30 seconds exceeding the grace period.

#### 3. Order

Participating teams will draw for the order of presentation during registration. All participating schools must arrive at the competition venue at least 1 hour before the competition start time for registration.

#### 4. Story

Teams must present contemporary stories or contemporary adaptations of classic stories, each with a clear moral lesson. All stories must be original; the script and story must be brand new and has not been presented or performed by the school in prior years.

#### 5. Script

5 copies will be handed to 5 judges prior to the presentation/performance.

#### 6. Materials

Only school uniforms or school sportswear is allowed to be worn during the presentation/performance. Blazers, jackets, or any other clothing accessories that cover the uniform or sportswear are not permitted. Teams may apply make-up, and the wearing of glasses, earrings, hair, or head accessories is permitted; however, no additional points will be for its use. The use of stage materials, electronic devices (e.g., laptops, speakers, microphones, iPads, mobile phones), backdrops, and props is strictly prohibited.

#### 7. Audience

An audience, including students from the same school as the contestants and their coaches, is permitted to attend and watch the presentations/performances. Competitors who have not yet performed are not allowed to observe the presentations of other teams. No audience member is allowed to take photographs or videos during the presentations/performances. This is strictly prohibited. The host school may choose to record or photograph each presentation/performance and provide copies to the participating schools after the competition. Audience members are strictly prohibited from distracting or assisting the teams during their presentations / performances.

**\*\*Failure to adhere to these guidelines will result in the DISQUALIFICATION of the team.**

## 8. Judging Criteria

Criteria/Categories	Score
<b>1. Language competence &amp; Use</b> <b>1.1 Pronunciation, Fluency, and Voice</b> - Clear and accurate pronunciation, smooth and natural fluency, appropriate intonation, and effective use of voice to convey meaning and emotion.  <b>1.2 Language Accuracy (Grammar, Structure, Vocabulary)</b> - Correct grammar usage, well-structured sentences, and a rich, varied vocabulary appropriate to the story and characters.  <b>1.3 Clarity of Communication and Expression</b> - Clear and effective communication of ideas, emotions, and storylines.  <b>1.4 Creative Use of Language</b> - Use of idioms, expressions, figurative language, and creativity in dialogue that enhances the story and character development.	<b>45 Points</b> 15 Points  15 Points  10 Points  5 Points
<b>2. Content and Storytelling</b> <b>2.1 Originality and Creativity of Content</b> - Unique and original storylines or adaptations that are engaging, innovative, and creatively presented.  <b>2.2 Characterization, Acting, and Movement</b> - Convincing portrayal of characters, effective use of facial expressions, voice, movements, body language, and gestures that bring the story to life and enhance the storytelling, emphasizing important moments and emotions.  <b>2.3 Moral Clarity and Effectiveness</b> - The story should present a clear moral lesson that is effectively communicated to the audience, leaving a lasting impact.  <b>2.4 Script Cohesion and Flow</b> - The script should be well-organized with a logical flow from beginning to end, ensuring that scenes transition smoothly and the narrative is cohesive	<b>30 Points</b> 10 Points  10 Points  5 Points  5 Points

Criteria/Categories	Score
<b>3. Performance &amp; Stage</b> <b>3.1 Method of Performance</b> The style and method of performance chosen suits the story and characters.	<b>20 Points</b> 5 Points
<b>3.2 Stage Utilization and Blocking</b> - Effective use of stage space, with well-coordinated blocking and positioning that enhances the visual storytelling and ensures all actors are visible and active.	5 Points
<b>3.3 Team Coordination and Synchronization</b> - Strong teamwork, with smooth transitions and interactions between cast members that reflect careful planning and rehearsal.	5 Points
<b>3.4 Timing and Pacing</b> - Adherence to the 10-minute time limit, ensuring that the pacing of the skit allows for a clear narrative without feeling rushed or dragged out.	5 Points
<b>4. Overall presentation</b> - The overall impact of the skit, considering the balance between language use, content, and performance.	<b>5 Points</b> 5 Points
<b>Grand total score</b>	<b>100 Points</b>

#### 9. Judgments/Awards

80 – 100 points	Gold Medal
70 – 79 points	Silver Medal
60 – 69 points	Bronze Medal
Lower than 60 points	Certificate

#### 10. The judges' decision is final.

## Singing Contest (Online)

### 1. Eligibility of the competitors

- 1.1 Students of lower primary Prathom levels 1 - 3
- 1.2 Students of upper primary Prathom levels 4 - 6
- 1.3 Students of lower secondary Mattayom levels 1 - 3
- 1.4 Students of upper secondary Mattayom levels 4 - 6

### 2. Key stage of the competitors

- 2.1 Lower primary Prathom levels 1 - 3                      1 contestant / Key stage
- 2.2 Upper primary Prathom levels 4 - 6                      1 contestant / Key stage
- 2.3 Lower secondary Mattayom levels 1 - 3                      1 student / Key Stage / School
- 2.4 Upper secondary Mattayom levels 4 - 6                      1 student / Key Stage / School

## Singing Contest (Online) Primary Prathom levels 1 - 6

### 1. Key Stage of Contestants

- 1.1 Lower primary Prathom levels 1 - 3                      1 contestant / Key stage
- 1.2 Upper primary Prathom levels 4 - 6                      1 contestant / Key stage

### 2. The Competition Process

- One student per level from each school.
- Sing one song of your own choice.
- Must prepare the music by diskette or VCD karaoke.
- Must provide 6 copies of the lyrics.
- Must cut out the voice (Lyrics).
- Wear school uniform.
- Failure to comply with the competition rules will result in disqualification.
- The song school last between 2-5 minutes. A 30-second grace period is allowed.
- Contestants who exceed the grace period will receive a 1-point deduction.


### 3. Judging Criteria (100 points)

Criteria/Categories	Score
<b>1. Singing Ability</b>	<b>50 Points</b>
- Tone (Voice power & Sound beauty)	30 Points
- Correct rhythm and tempo	20 Points
<b>2. Correctness of Lines and Words</b>	<b>30 Points</b>
- Pronunciation	30 Points
<b>3. Performance Ability on Stage</b>	<b>20 Points</b>
- introduction, Personality, Self-confidence, Facial Expression and eye-contact with the audience	20 Points
<b>Grand total score</b>	<b>100 Points</b>

#### 4. Medal Levels:

80 - 100 points	Gold Medal
70 - 79 points	Silver Medal
60 - 69 points	Bronze Medal
Lower than 60 points	Certificate

#### 5. The Judges' decision is final.



## Singing Contest (Online)

### Lower secondary Mattayom levels 1 - 3

#### 1. Key Stage of Contestants

Lower secondary Mattayom levels 1 - 3

1 student / Key Stage / School

#### 2. Song for the Contest

An English song.

#### 3. Competition Rules

3.1 Contestants submit lyrics file (PDF file) to.....  
by ..... at e-mail.....

3.2 All contestants must scan the QR code to join the Singing Contest 2024 M.1-3 group line in order to stay up to date with the latest information in the Singing Contest 2024 M.1-3



Line Group

#### 4. Joining the competition

4.1 The competition will take place via Zoom. The host will send the link to participants to join the meeting Singing Contest 2024 M.1-3.

4.2 The contestants must register to confirm as a contestant during 8.00 - 8.30 a.m.

4.3 The screen names to be used in the competition will be as follows: a 2-digit number corresponding to the order in which the teams will present (as determined by the host school)/ the school name/the name of the captain of the team, for example: **01/SWR2/Furaida**

4.4 On the competition date, the host will send the lyrics for the Singing Contest 2024 to the judges.

4.5 The contestants prepare a CD and turn on the song but the chorus and rhythm are not allowed. If the contestants use chorus and rhythm the judges will cut out for the rhythm and tempo (5 points).

4.6 The contestants should use the internet speed suitable for the live competition.

If there is technical trouble during the competition, the contestant has to restart as the last competitor.

4.7 Each contestant must wear a school uniform.

4.8 The contestants must use 2 cameras for the live competition so the judges can see both the front and the back. Also, the judges must be able to see the entire body from head to toes.

4.9 The host will pick a number for all contestants on the rehearsal day to determine in which order the schools will present.

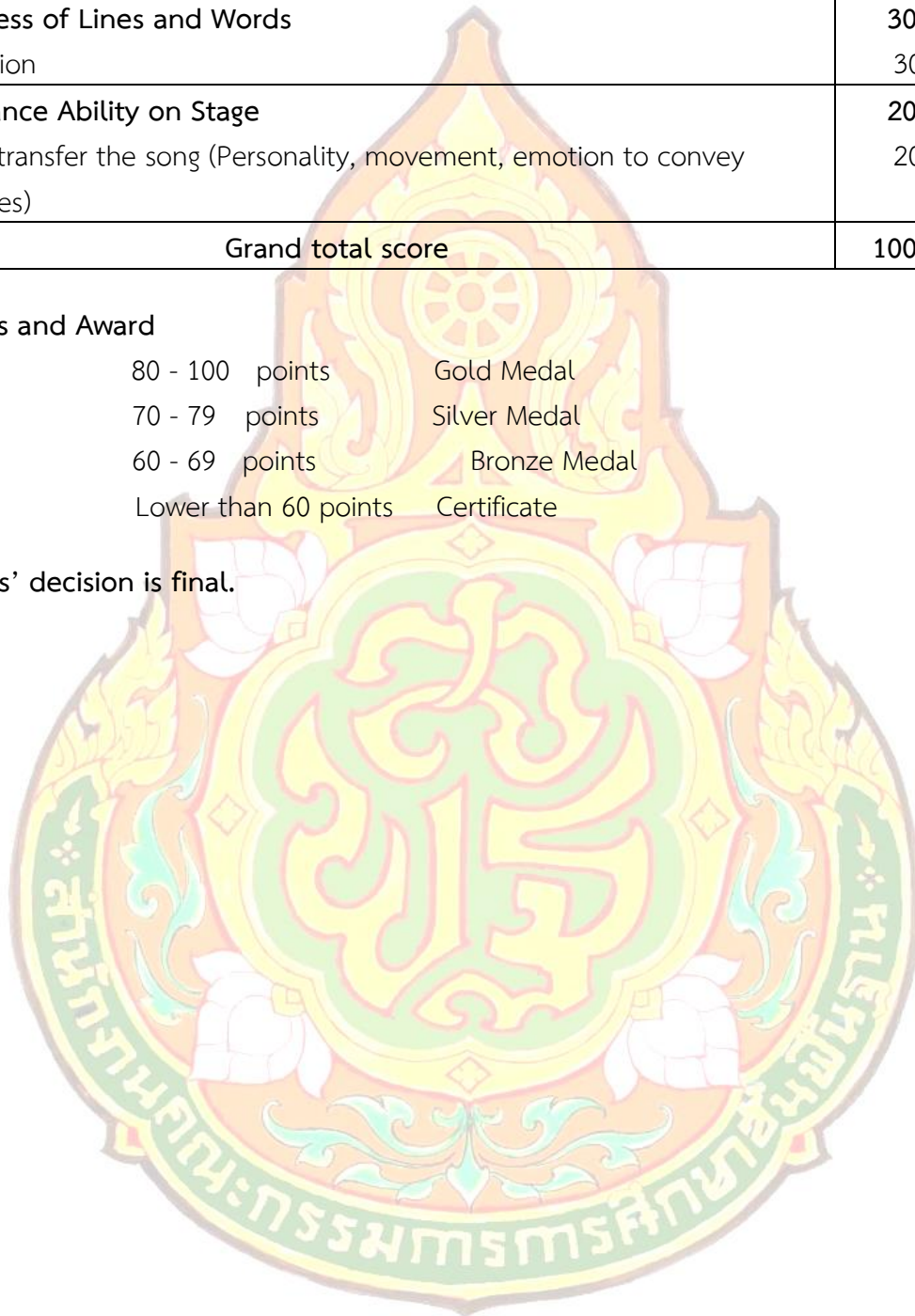
## 5. Judging Criteria (Total Score: 100)

Criteria/Categories	Score
<b>1. Singing Ability</b>	<b>50 Points</b>
- Tone (Voice power & Sound beauty)	30 Points
- Correct rhythm and tempo	20 Points
<b>2. Correctness of Lines and Words</b>	<b>30 Points</b>
- Pronunciation	30 Points
<b>3. Performance Ability on Stage</b>	<b>20 Points</b>
- Ability to transfer the song (Personality, movement, emotion to convey the audiences)	20 Points
<b>Grand total score</b>	<b>100 Points</b>

## 6. Judgments and Award

80 - 100 points	Gold Medal
70 - 79 points	Silver Medal
60 - 69 points	Bronze Medal
Lower than 60 points	Certificate

## 7. The judges' decision is final.



## Singing Contest (Online)

### Upper secondary Mattayom levels 4 - 6

#### 1. Key Stage of Contestants

Upper secondary Mattayom levels 4 – 6

1 student / Key Stage / School

#### 2. Song for the Contest

An English song.

#### 3. Competition Rules

3.1 Contestants submit lyrics file (PDF file) to.....  
by ..... at e-mail.....

3.2 All contestants must scan the QR code to join the Singing Contest 2024 M.4-6 group line in order to stay up to date with the latest information in the Singing Contest 2024 M.4-6

Line Group

#### 4. Joining the competition

4.1 The competition will take place by Zoom. The host will send the link to participants to join the meeting Singing Contest 2024 M.4-6.

4.2 The contestants must register to confirm as a contestant during 8.00 - 8.30 a.m.

4.3 The screen names to be used in the competition will be as follow 2-digit number corresponding to the order in which the teams will present (as determined by the host school)/school name/the Name of captain of the team as example: **01/SWPK/Wisarut**

4.4 On the competition date, the host will send lyrics for Singing Contest 2024 to the judges.

4.5 The contestants prepare CD and turn on the song for their sake. Not allow chorus and rhythm to guide if the contestants use chorus and rhythm to the judges will cut out for the rhythm and tempo 5 points.

4.6 The contestants should use the internet speed suitable for the competition live. If it has technically trouble during the competition, the contestant has to restart as the last one.

4.7 Each contestant must wear school uniform because there is no point for the dress.

4.8 The contestants must use 2 cameras for a competition live so the judges can see both of the front and the back. Also, the judges must be able to see all over one's body.

## 5. Judging Criteria (Total Score: 100)

Criteria/Categories	Score
<b>1. Singing Ability</b> - Tone (Voice power & Sound beauty) - Correct rhythm and tempo	<b>50 Points</b> 30 Points 20 Points
<b>2. Correctness of Lines and Words</b> - Pronunciation	<b>30 Points</b> 30 Points
<b>3. Performance Ability on Stage</b> - Ability to transfer the song (Personality, movement, emotion to convey the audiences)	<b>20 Points</b> 20 Points
<b>Grand total score</b>	<b>100 Points</b>

## 6. Judgments and Award

80 - 100 points	Gold Medal
70 - 79 points	Silver Medal
60 - 69 points	Bronze Medal
Lower than 60 points	Certificate

## 7. The judges' decision is final.

### Remark

It is allowed for audiences to be present during the performance.